

Diversification Update at 31/03/2012

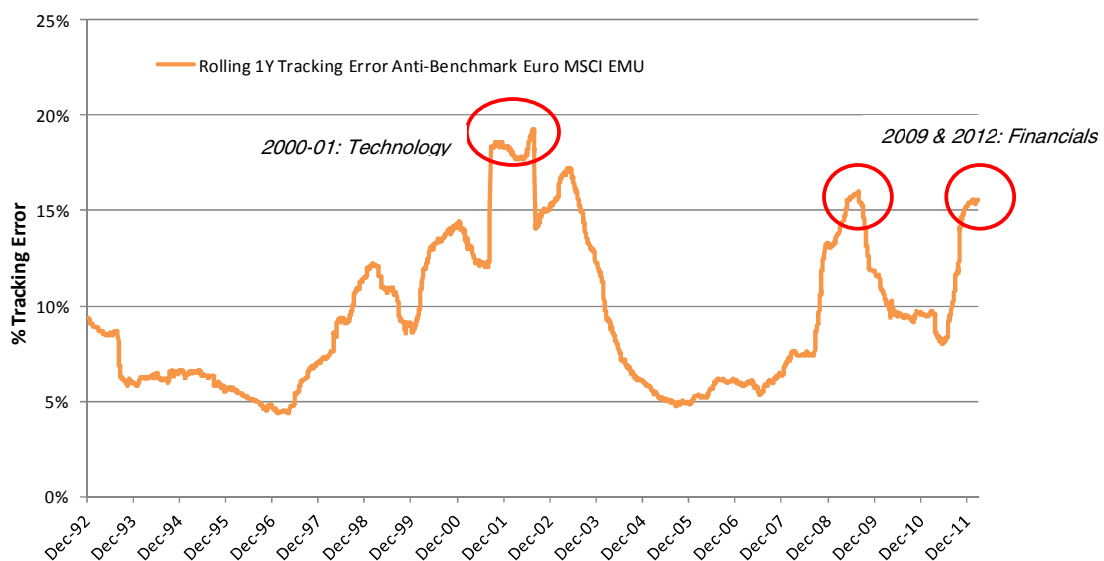
TOBAM's Diversification Ratio (DR) ¹ measures to what extent a portfolio is diversified. The DR ² (square of the diversification ratio) corresponds to the number of independent degrees of freedom in a particular portfolio – or the number of independent variables at work. As the table shows, the “broad market” indices leave diversification on the table. In addition to a snapshot of each market's DR ² , the table shows the DR ² of a well-diversified portfolio, and the fraction of available diversification used by the index.		<i>DR² - Index diversification</i>	<i>DR² - Maximum diversification</i>	<i>% diversification used by index</i>	
		MSCI EMU	1.66	3.65	46%
		MSCI US	1.74	3.69	47%
		MSCI UK	1.80	2.92	61%
		MSCI Japan	2.46	6.60	37%
		MSCI World	2.28	5.02	45%
		MSCI Australia	1.66	2.76	60%
		MSCI Emerging²	2.92	4.33	68%

The concentrated Euro-zone market: how long can it last?

The diversification in the Euro-zone equity cap-weighted benchmark has reached new recent lows, due to continued concentration – indeed, diversification has declined since September 2011. The Diversification Ratio, TOBAM's measure of how well a portfolio or index picks up on the available diversification in an investment universe, has trended downward for the Euro-zone investment universe (MSCI EMU index).

Tracking error measures the distance between two portfolios. As such, the Anti-Benchmark (AB) Euro portfolio's tracking error compared to the MSCI EMU benchmark measures how far the benchmark is from being fully diversified. This tracking error has surpassed 15% as of March 31, 2012. Historically, the tracking error between the AB and the benchmark has peaked at times of extreme index concentration:

Benchmark concentration: distance between Most Diversified Portfolio and MSCI EMU



¹TOBAM's Diversification Ratio measures a portfolio's or index's diversification. It is supported by original research and is based on a mathematical definition of diversification. TOBAM's "Anti-Benchmark" Most Diversified Portfolio[®] maximizes this Diversification Ratio. Maximizing diversification within a universe of securities provides a result closer to the true market risk premium from that universe. "Maximum Diversification[®]" and "MaxDiv[®]" are registered trademarks of TOBAM.

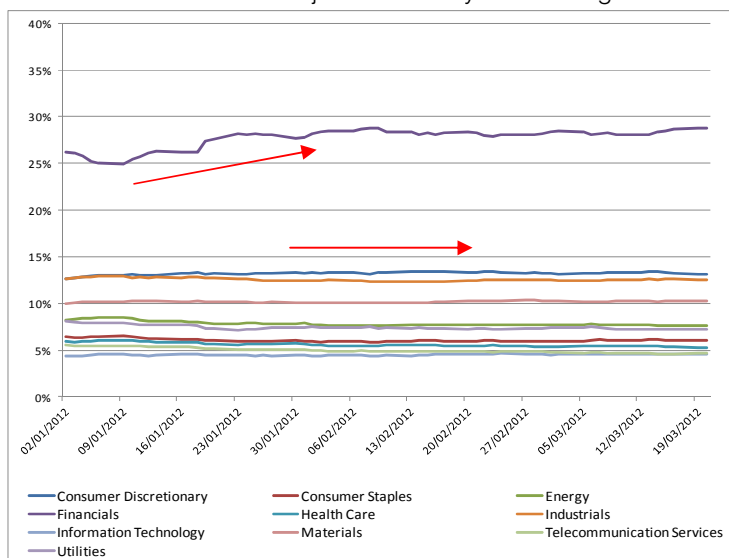
² The Anti-Benchmark Emerging Markets Equity strategy filters the reference index to the 200 largest market capitalizations.

Symptomatic of the concentration prevalent in the Euro-zone market for an even longer period, the current level of tracking error is explained by the fact that the MSCI EMU index continues to bet on the Financials sector. In risk-adjusted terms, the benchmark's allocation to Financials has increased from 25% to almost 30% over the quarter.

This firstly indicates an extremely bullish outlook on Financials on the part of the index. It moreover implies that over this period, as the sector's weight has increased, the cap-weighted benchmark's assumption has been that the implicit outperformance of Financials vs. other sectors would be even larger.

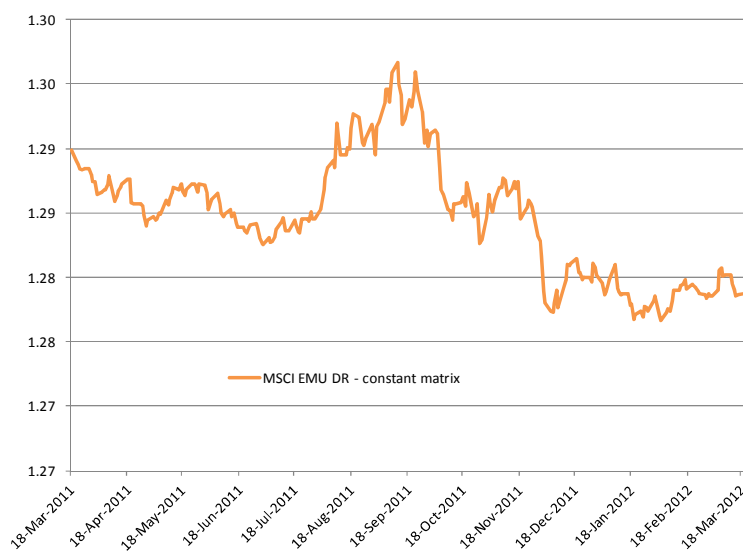
A bullish benchmark: MSCI EMU is long financials

MSCI EMU index - risk-adjusted industry sector weights



Benchmark bets have not improved diversification

MSCI EMU index – Constant-matrix DR



As it stands today, the benchmark's Diversification Ratio has continued to decline, which signifies that the market has concentrated, as observed in its increasing allocation to Financials. Once this concentration begins to reverse course, we expect the resulting increase in available diversification to be favorable for Anti-Benchmark strategies.

For more information

TOBAM is an asset management company offering innovative investment capabilities whose aim is to maximize diversification. TOBAM's flagship Anti-Benchmark® strategies, supported by original research and a mathematical definition of diversification, provide clients with diversified core equity exposure, both globally and in domestic markets. FTSE also publishes the FTSE TOBAM Maximum Diversification Index Series based on the Anti-Benchmark equity portfolio construction methodology. The company manages over \$2.3 billion via its Anti-Benchmark strategies for institutional clients worldwide. Its team includes sixteen financial professionals based in Paris, Los Angeles and Amsterdam (29.02.2012).

Contacts:

Head of Business Development

Christophe Roehri
+33 1 53 23 41 60
Christophe.Roehri@tobam.fr

TOBAM North America

Steve Sapra, Ph.D., CFA
+1 646 240 4660
Steve.Sapra@tobam.fr

Benelux

Morella Hessels
+31 203 012 106
Morella.Hessels@tobam.fr

United Kingdom

Laura Vu Thien
+33 1 53 23 41 65
Laura.VuThien@tobam.fr

Client Service

Elizabeth Breden
Tel. +33 1 53 23 41 56
ClientService@tobam.fr

TOBAM Marketing Partners

Nordics - Paxstone Capital LLP

Kasper Kemp Hansen
Tel. +45 36 95 97 00
kasper.hansen@paxstone.com

Canada - Investeam

Nancy Nightingale
Tel. +1 416 860 9490
nancy.nightingale@investeam.ca

Australia & NZ - Phoenix Capital Advisory Ltd.

Mark Jackson mark.jackson@phoenixcap.com.au
Matthew Wormald matt.wormald@phoenixcap.com.au
Tel. +612 9947 9781

Disclaimers

This document is intended only for the person to whom it has been delivered. This document is confidential and may not be reproduced in any form without the express permission of TOBAM and to the extent that it is passed on, care must be taken to ensure that any reproduction is in a form which accurately reflects the information presented here. While TOBAM believes that the information is correct at the date of production, no warranty or representation is given to this effect and no responsibility can be accepted by TOBAM to the recipient of this document or end users for any action taken on the basis of the information contained herein. We do not represent that this information, including any third party information, is accurate or complete and it should not be relied upon as such. No reliance may be placed for any purpose on the information and opinions contained in this document or their accuracy or completeness.

Opinions expressed herein reflect the opinion of TOBAM and are subject to change without notice. This document is for information purposes and does not constitute advice or a recommendation to enter into any transaction or an offer or an agreement, or a solicitation of an offer or an agreement, to enter into any transaction, nor shall it or the fact of its distribution form the basis of, or be relied on in connection with, any contract for the same. Before entering into any transaction, you should consider the suitability of the transaction to your particular circumstances and independently review (with your professional advisers as necessary) the specific financial risks as well as the legal, regulatory, credit, tax and accounting consequences of entering into such transaction. The value and the income produced by a strategy may be adversely affected by exchange rates, interest rates, or other factors so that an investor may get back less than he or she invested. Past performance is not indicative of future results.

Copyrights: *All text, graphics, interfaces, logos and artwork, including but not limited to the design, structure, selection, coordination, expression, "look and feel" and arrangement contained in this presentation, are owned by TOBAM and are protected by copyright and various other intellectual property rights and unfair competition laws.*

Trademarks: *"TOBAM," "MaxDiv," "Maximum Diversification," "Diversification Ratio," "Most Diversified Portfolio," "Most Diversified Portfolios," "MDP" and "Anti-Benchmark" are registered trademarks. The absence of a product or service name from this list does not constitute a waiver of TOBAM trademark or other intellectual property rights concerning that name.*

Patents: *The Anti-Benchmark, MaxDiv and Maximum Diversification strategies, methods and systems for selecting and managing a portfolio of securities, processes and products are patented or patent pending.*

Knowledge, processes and strategies: *The Anti-Benchmark, MaxDiv and Maximum Diversification strategies, methods and systems for selecting and managing a portfolio of securities, processes and products are protected under unfair competition, passing-off and misappropriation laws.*

Terms of use: *TOBAM owns all rights to, title to and interest in TOBAM products and services, marketing and promotional materials, trademarks and Patents, including without limitation all associated Intellectual Property Rights. Any use of the intellectual property, knowledge, processes and strategies of TOBAM for any purpose and under any form (known and/or unknown) in direct or indirect relation with financial products including but not limited to certificates, indices, notes, bonds, OTC options, warrants, mutual funds, ETFs and insurance policies (i) is strictly prohibited without TOBAM's prior written consent and (ii) requires a license.*

This document is issued by TOBAM which is authorized and regulated by the Autorité des Marchés Financiers ("AMF").